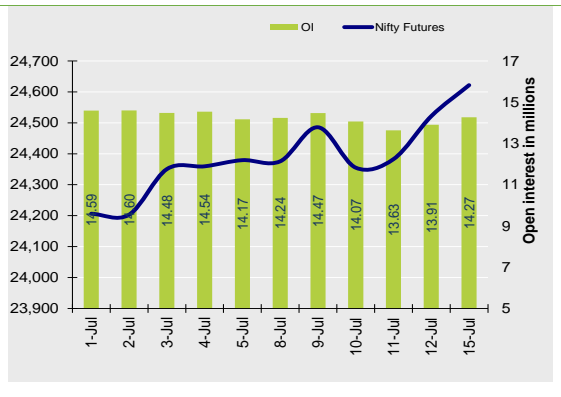


Nifty Snapshot

	Close	Prv Cl.	Ab chg	% chg
Spot	24,586.70	24,502.15	84.55	0.35
Futures	24,621.70	24,521.60	100.10	0.41
OI(ml shr)	14.27	13.91	0.36	2.60
Vol (lots)	133595	260938	-127343	-48.80
COC	35.00	19.45	15.55	79.9
PCR-OI	1.33	1.28	0.05	4.2

Nifty Futures Price v/s OI



Institutional Activity in previous trading session

(in Rs cr.)	Buy	Sell	Net
Index Futures	3320.34	1985.17	1335.17
Index Options	1609971.52	1601535.56	8435.96
Stock Futures	32054.34	27264.70	4789.64
Stock Options	51924.23	51657.01	267.22
FII Cash	14,857.07	12,172.29	2,684.78
DII Cash	15,033.05	15,364.05	-331.00

Net FII Activity (in Rs cr.)

Date	Idx Fut	Stk Fut	Idx Opt	Cash
15-Jul	1335.2	4789.6	8436.0	2685
12-Jul	1414.4	6539.3	-5451.1	4022
11-Jul	-2179.3	-5050.6	-65319.5	-1137
10-Jul	-3435.0	-2076.0	18905.1	584
9-Jul	498.3	1245.8	-28435.1	314
8-Jul	-473.5	-3759.7	3179.9	61

Technical Pivot (Intraday):

	S2	S1	PIVOT	R1	R2
NIFTY	24505	24565	24600	24660	24700
BANKNIFTY	52045	52340	52530	52820	53015

(Price is in Rs; OI is in million units; Price chg and OI chg are in percentage) **NB RESEARCH**

Fresh Longs seen in:

Scrip	Price	Price chg	OI	OI Chg
INDIAMART	2899.8	2.7	1.6	16.4
HDFC AMC	4213.4	0.7	3.0	14.7
ALKEM	5404.4	3.8	1.6	14.1

Short Covering seen in:

Scrip	Price	Price chg	OI	OI Chg
MPHASIS	2738.5	1.4	4.4	-8.3
APOLLOTYRE	541.8	4.2	14.7	-7.5
INDIACEM	306.9	2.7	13.9	-6.3

Fresh Shorts seen in:

Scrip	Price	Price chg	OI	OI Chg
ASIANPAINT	2939.6	-1.7	16.5	16.7
DALBHARAT	1934.1	-0.3	4.0	6.3
PVRINOX	1452.9	-1.2	5.5	5.0

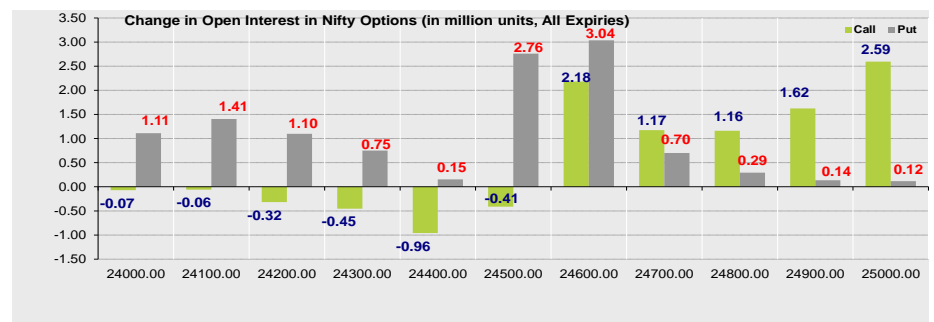
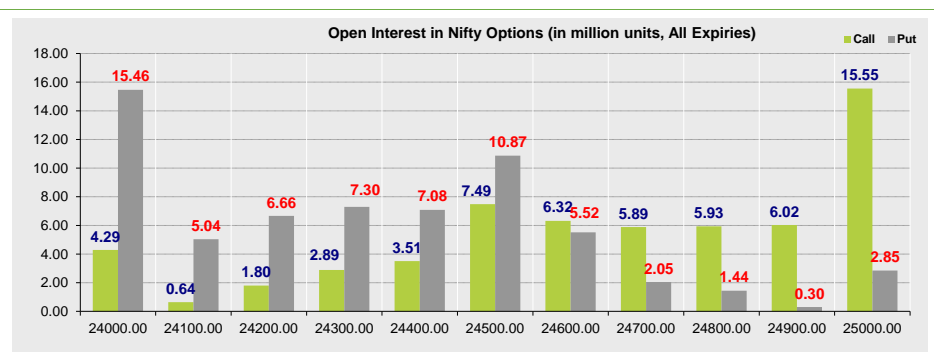
Long Unwinding seen in:

Scrip	Price	Price chg	OI	OI Chg
TCS	4165.8	-0.3	18.3	-9.8
SHREECEM	27620.2	-0.1	0.2	-5.6
GRASIM	2810.3	-1.4	10.4	-5.2

Summary

- Indian markets closed on a positive note where buying was mainly seen in Automobiles, Pharmaceuticals, Oil & Gas sectors. Nifty Jul Futures closed at 24621.70 (up 100.10 points) at a premium of 35.00 pts to spot.
- FII were net buyers in Cash to the tune of 2684.78 Cr and were net buyers in index futures to the tune of 1335.17 Cr.
- India VIX increased by 3.36% to close at 14.19 touching an intraday high of 14.34.

Open Interest in Nifty Options:



- The above second chart shows previous trading day's change in Nifty options where Addition in OI were seen in 24600, 24500, 24300 strike Puts and at 24900, 24800, 24700, 24600 strike Calls indicating market is likely to remain positive in the near term.
- Highest OI build-up is seen at 25000 strike Calls and 24000 strike Puts, to the tune of 15.55mn and 15.46mn respectively.

Outlook on Nifty:

Index is likely to open on a flattish note today and is likely to remain positive during the day.

NIFTY50 Options OI (CE OI = Resistance) (PE OI = Support)

Symbol	Highest CE OI	Highest PE OI	CMP
ADANIAPORTS	1500	1400	1500
ADANIANT	3200	3000	3099
ASIANPAINT	3000	2900	2940
AXISBANK	1300	1300	1312
BAJAJ-AUTO	10000	9500	9698
BAJAJFINSV	1600	1600	1608
BAJFINANCE	7300	7000	7072
BHARTIARTL	1500	1400	1440
BPCL	310	300	309
BRITANNIA	6000	5700	5814
CIPLA	1540	1500	1522
COALINDIA	520	500	499
DIVISLAB	4600	4600	4593
DRREDDY	6800	6400	6697
EICHERMOT	4900	4500	4887
GRASIM	2800	2700	2810
HCLTECH	1600	1500	1563
HDFCBANK	1800	1600	1629
HDFCLIFE	700	600	638
HEROMOTOCO	5600	5500	5624
HINDALCO	700	700	701
HINDUNILVR	2600	2600	2622
ICICIBANK	1250	1200	1234
ITC	460	420	465
INDUSINDBK	1500	1500	1449

NIFTY50 Options OI (CE OI = Resistance) (PE OI = Support)

Symbol	Highest CE OI	Highest PE OI	CMP
INFY	1700	1600	1709
IOC	193	163	170
JSWSTEEL	950	900	933
KOTAKBANK	1900	1800	1848
LT	3600	3600	3662
LTIM	5600	5000	5493
M&M	3000	2700	2741
MARUTI	13000	12500	12691
NESTLEIND	2700	2600	2596
NTPC	390	380	387
ONGC	330	300	323
POWERGRID	355	300	345
RELIANCE	3200	2900	3198
SBILIFE	1560	1560	1614
SBIN	900	850	885
SUNPHARMA	1600	1500	1588
TATACONSUM	1200	1110	1152
TATAMOTORS	1100	1000	1028
TATASTEEL	180	160	167
TCS	4200	4000	4166
TECHM	1500	1400	1501
TITAN	3400	3200	3236
ULTRACEMCO	12000	11500	11797
UPL	600	570	566
WIPRO	600	500	561

Derivative Recommendations:

Stock Name	Call (Buy/Sell)	Entry price	Targets	Stop Loss	Duration	Status
NIL						

FROM THE EQUITY DERIVATIVE DESK:

NIRAV HARISH CHHEDA
AVP - DERIVATIVES AND TECHNICAL RESEARCH
E-Mail: nirav.chheda@nirmalbang.com
Tel no: 6273-8199/8000

AMIT BHUPTANI
SNR.DERIVATIVES AND TECHNICAL RESEARCH ANALYST
E-Mail: amit.bhuptani@nirmalbang.com
Tel no: 6273-8242/8000

DISCLOSURES

Research Reports that are published by Nirmal Bang Securities Private Limited (hereinafter referred to as "NBSPL") are for private circulation only. NBSPL is a registered Research Analyst under SEBI (Research Analyst) Regulations, 2014 having Registration no. INH000001766. NBSPL is also a registered Stock Broker with National Stock Exchange of India Limited, BSE Limited, Metropolitan Stock Exchange of India Limited, Multi Commodity Exchange of India Limited, National Commodity and Derivative Exchange Limited and Indian Commodity Exchange Limited in cash and Equity and Commodities derivatives segments.

NBSPL has other business divisions with independent research teams separated by Chinese walls, and therefore may, at times, have different or contrary views on stocks and markets.

NBSPL or its associates have not been debarred / suspended by SEBI or any other regulatory authority for accessing / dealing in securities Market. NBSPL, its associates or analyst or his relatives do not hold any financial interest (Except Investment) in the subject company. NBSPL or its associates or Analyst do not have any conflict or material conflict of interest at the time of publication of the research report with the subject company. NBSPL or its associates or Analyst or his relatives may or may not hold beneficial ownership of 1% or more in the subject company at the end of the month immediately preceding the date of publication of this research report.

NBSPL or its associates / analyst has not received any compensation / managed or co-managed public offering of securities of the company covered by Analyst during the past twelve months. NBSPL or its associates have not received any compensation or other benefits from the company covered by Analyst or third party in connection with the research report. Analyst has not served as an officer, director or employee of Subject Company. NBSPL / analyst has not been engaged in market making activity of the subject company.

Analyst Certification: The research analysts and authors of these reports, hereby certify that the views expressed in this research report accurately reflects my/our personal views about the subject securities, issuers, products, sectors or industries. It is also certified that no part of the compensation of the analyst(s) was, is, or will be directly or indirectly related to the inclusion of specific recommendations or views in this research. The analyst(s) principally responsible for the preparation of this research report and has taken reasonable care to achieve and maintain independence and objectivity in making any recommendations.

DISCLAIMER

This report is for the personal information of the authorized recipient and does not construe to be any investment, legal or taxation advice to you. NBSPL is not soliciting any action based upon it. Nothing in this research shall be construed as a solicitation to buy or sell any security or product, or to engage in or refrain from engaging in any such transaction. In preparing this research, we did not take into account the investment objectives, financial situation and particular needs of the reader.

This research has been prepared for the general use of the clients of NBSPL and must not be copied, either in whole or in part, or distributed or redistributed to any other person in any form. If you are not the intended recipient you must not use or disclose the information in this research in any way. Though disseminated to all the customers simultaneously, not all customers may receive this report at the same time. NBSPL will not treat recipients as customers by virtue of their receiving this report. This report is not directed or intended for distribution to or use by any person or entity resident in a state, country or any jurisdiction, where such distribution, publication, availability or use would be contrary to law, regulation or which would subject NBSPL & its group companies to registration or licensing requirements within such jurisdictions.

The report is based on the information obtained from sources believed to be reliable, but we do not make any representation or warranty that it is accurate, complete or up-to-date and it should not be relied upon as such. We accept no obligation to correct or update the information or opinions in it. NBSPL or any of its affiliates or employees shall not be in any way responsible for any loss or damage that may arise to any person from any inadvertent error in the information contained in this report. NBSPL or any of its affiliates or employees do not provide, at any time, any express or implied warranty of any kind, regarding any matter pertaining to this report, including without limitation the implied warranties of merchantability, fitness for a particular purpose, and non-infringement. The recipients of this report should rely on their own investigations.

This information is subject to change without any prior notice. NBSPL reserves its absolute discretion and right to make or refrain from making modifications and alterations to this statement from time to time. Nevertheless, NBSPL is committed to providing independent and transparent recommendations to its clients, and would be happy to provide information in response to specific client queries.

Before making an investment decision on the basis of this research, the reader needs to consider, with or without the assistance of an adviser, whether the advice is appropriate in light of their particular investment needs, objectives and financial circumstances. There are risks involved in securities trading. The price of securities can and does fluctuate, and an individual security may even become valueless. International investors are reminded of the additional risks inherent in international investments, such as currency fluctuations and international stock market or economic conditions, which may adversely affect the value of the investment. Opinions expressed are subject to change without any notice. Neither the company nor the director or the employees of NBSPL accept any liability whatsoever for any direct, indirect, consequential or other loss arising from any use of this research and/or further communication in relation to this research. Here it may be noted that neither NBSPL, nor its directors, employees, agents or representatives shall be liable for any damages whether direct or indirect, incidental, special or consequential including lost revenue or lost profit that may arise from or in connection with the use of the information contained in this report.

Copyright of this document vests exclusively with NBSPL. Our reports are also available on our website www.nirmalbang.com